

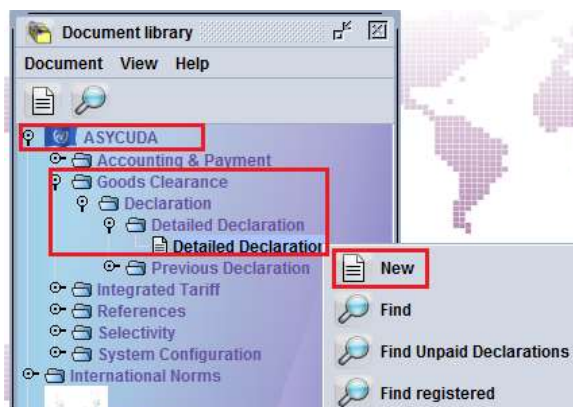


How to process a SAD with Goods entitled to MSG relief

The following ‘Functional Note’ provides registered users of ASYCUDA World (AW) system with the information necessary to enable them to process a SAD declaration with goods entitled to MSG relief (preferential relief).

This is done as follows:

1. Once logged into the system, go to ASYCUDA → Goods Clearance → Declaration → Detailed Declaration → Detailed Declaration
2. Right click and choose **New**

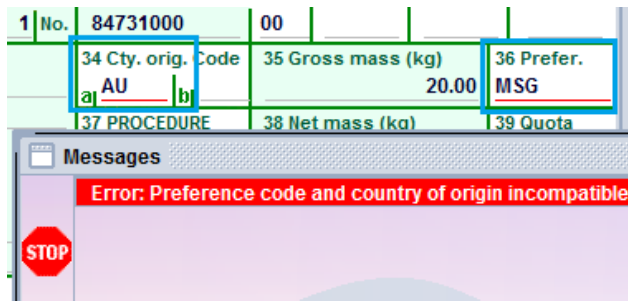


3. Once a new SAD is opened, complete the SAD (refer to the “How to process and register (validate) a SAD” functional note)
4. The specific fields related to a SAD entitled to MSG relief are, at item level:
 - **Box 34** (Cty. Orig. code) – Type **one of the codes of a country with whom importers in the Solomon Islands may be entitled to MSG relief** (e.g. FJ, PG, VU)
 - **Box 36** (Prefer.) – In this field enter the code of the preferential agreement made between the Solomon Islands and other MSG member countries

Type **MSG** or choose **MSG** from the drop down menu

n	33 Commodity code			
No.	84731000	00		
	34 Cty. orig. Code	35 Gross mass (kg)	36 Prefer.	
	a) VU b)	20.00	MSG	
	37 PROCEDURE	38 Net mass (kg)	MSG	Melanesian Spearhead Group
	4000 000	20.00		

- If the **Country Code** is not for a country entitled to MSG relief, the following error message will be displayed at verification



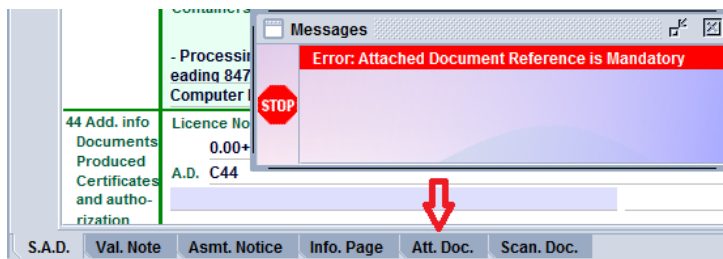
5. Complete **Att. Doc.** TAB

When requesting MSG relief, a Certificate of Origin (COO) must be provided and appropriate reference made.

This can be done in one of two different ways.

- a) 1st method - Verify the SAD (refer to the “How to process and register (validate) a SAD” functional note)

- the AW system will display the following error




- Go to the **Att. Doc.** TAB

Item	Code	Description	Reference	Date
1	COO	MSG - Certificate Of Origin		

- Most of the information related to the COO will be displayed
- Type the COO reference details and date

Item	Code	Description	Reference	Date
1	COO	MSG - Certificate Of Origin	Proof of origin from Vanuatu Custom	06/10/2014

- Click  to update attached document list


Item	Code	Description	Reference	Date
1	COO	MSG - Certificate Of Origin	Proof of origin from Vanuatu Custom	06/10/2014

b) 2nd method - Go to the **Att. Doc. TAB**

Item	Code	Description	Reference	Date

- Complete the form by entering all the information requested, including:
 - The item number the COO refers to
 - The COO code (the system will display automatically the description)
 - The COO reference details
 - The COO date

Item	Code	Description	Reference	Date
1	COO	MSG - Certificate Of Origin	Origin from Fiji	12/11/2014

- Click  to update attached document list

Item	Code	Description	Reference	Date
1	COO	MSG - Certificate Of Origin	Origin from Fiji	12/11/2014

6. Once completed, the SAD should be verified and validated (refer to the “How to process and register (validate) a SAD” functional note)

Marks and numbers - Containers No(s) - Number and kind				32 Item No.	33 Commodity code		
Marks & no marks1				1	16041410	00	
of packages				34 Cty. orig. Code		35 Gross mass (kg)	36 Prefer.
Nbr & Kind 18 CT				a) VU b)		20.00	MSG
Carton				37 PROCEDURE		38 Net mass (kg)	39 Quota
Containers No(s)				4000 000		20.00	
--- Preserved in oil				40 Summary declaration / Previous document S/L			
Computer parts				41 Supplementary units		42 Item Price	43 V.M.
Licence No						100,000.00	code
0+0.00+0.00+0-0				A.I. Code		45 Adjustment	
A.D. COO						1.00	
				46 Statistical value			
				748,503.00			
Type	Tax base	Rate	Amount	MP	48 Deferred payment		49 Identification of warehouse
CD	748,503.00	6.0000	44,910.00	1			
GT	793,413.00	19.5000	154,716.00	1			

The attached document code (COO) will be automatically displayed in Box 44 for the item it is related to.

The Customs Duty will be relieved based on the MSG rate (in the above example 6% instead of 10%), while the Goods Tax remains payable.